

DAY 285

Disclaimer: Figures that are yet-to-be verified by the UN are attributed to their source. Casualty numbers have been provided by the Ministry of Health (MoH) or the Government Media Office (GMO) in Gaza and the Israeli authorities. Previous data breakdowns provided in this snapshot of women and children killed were attributed to the GMO based on reported fatalities. The fatality breakdowns currently cited are those that the MoH in Gaza has fully identified as of 30 April out of the higher number of casualties they report.

KEY FIGURES



38,794
Palestinian fatalities

Source: MoH Gaza



~1.9 million
internally displaced persons
(90% of Gaza)

UN estimate



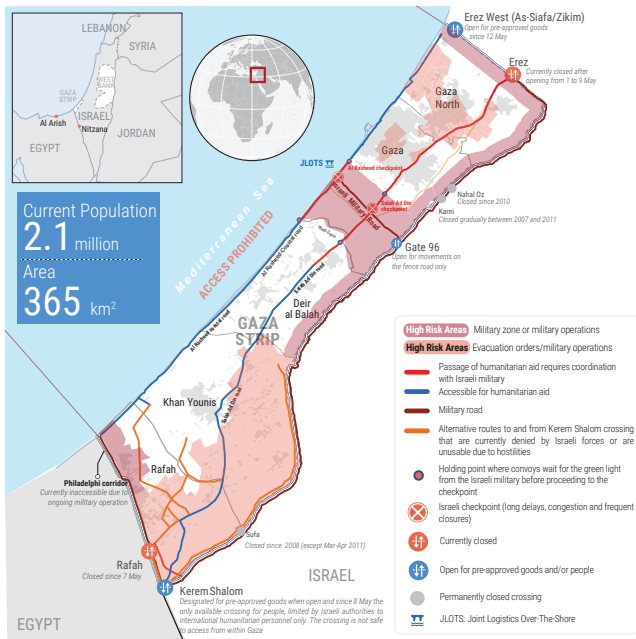
495K
People facing catastrophic levels
of food insecurity (IPC Phase 5).

Source: IPC projection for 1 May - 30 September 2024



0 hours
Full electricity blackout

Source: GEDCO

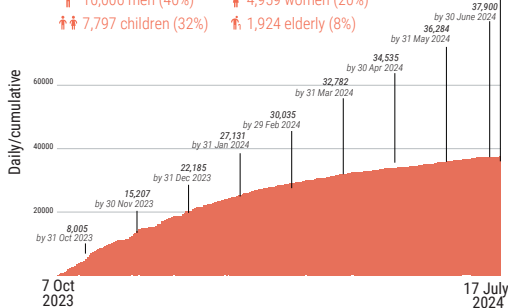


REPORTED CASUALTIES (Cumulative) as of 17 July 2024

Palestinians*

38,794
Reported fatalities include

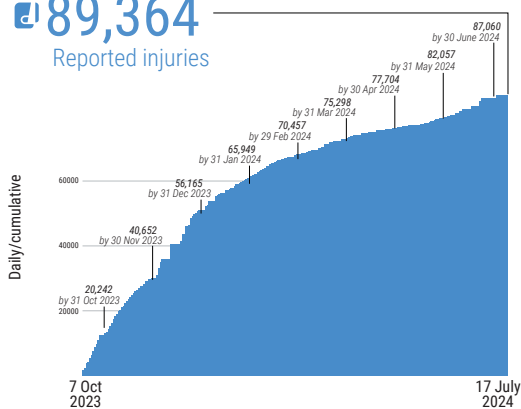
24,686 identified, as of 30 April as:
 ↑ 10,006 men (40%) ↑ 4,959 women (20%)
 ↑ 7,797 children (32%) ↑ 1,924 elderly (8%)



Separately, more than 10,000 people reported missing or under the rubble (source: GMO and PCD).

*Source: MoH Gaza

89,364
Reported injuries



*Source: MoH Gaza

Israelis**

Israel
 Over **1,200** Reported fatalities
 1,162 identified fatalities, including at least 33 children

~5,400 Reported injuries

Gaza****
 326 Reported fatalities
 2,130 Reported injuries
 estimated 120 hostages remain in Gaza

** According to Israeli media citing official sources.

*** This includes fatalities on 7 October and the immediate aftermath, including foreign nationals.

**** The reported Israeli casualties are soldiers killed or injured since the start of the ground operation.

FOOD SECURITY

- 96% of the analyzed population* is projected to face crisis or worse levels of food insecurity (IPC 3 or above), including:
 - 745K people facing emergency levels of food insecurity (IPC Phase 4).
 - 495K people facing catastrophic levels of food insecurity (IPC Phase 5).
- 60-70% of meat and dairy-producing livestock killed or prematurely slaughtered (source: FAO).
- 63% of cropland & 33% of greenhouse area damaged, (source: FAO, UNOSAT)

*Source: IPC projection for 16 June - 30 September 2024

PROTECTION

- ~1.9 million internally displaced persons, (UN estimate).
- >1 million children in need of mental health and psycho-social support, (source: UNICEF).
- ~17,000 children are unaccompanied or separated, (source: UNICEF).
- At least 278 aid workers killed (271 nationals, 7 foreigners), including:
 - 201 UN staff - UNRWA: 197; WHO: 1; UNDP: 1; UNOPS: 1; UNDGSS: 1.
 - 33 PRCS staff and volunteers, including 19 while on duty.
 - At least 44 other aid workers.
- 500 health workers killed, including at least 15 also counted: under aid workers above (source: MoH Gaza).
- 79 Civil Defence staff killed while on duty (source: PCD).
- 160 journalists and media workers killed (source: GMO).

HEALTH*

- 15 hospitals partially functional (3 in North Gaza, 6 in Gaza, 3 in Deir al Balah, 3 in Khan Younis).
- 21 out of 36 hospitals out of service.
- 8 field hospitals functional, including 4 fully and 4 partially.
- 43% of primary health care centres are partially functional (45 out of 105).
- 38% (10 out of 26) of UNRWA health centres operational (source: UNRWA, as of 14 July).
- 12 Emergency Medical Teams (EMTs) deployed, including one in northern Gaza.
- >990,000 cases of acute respiratory infections (as of 7 July).
- >574,000 cases of diarrhea (as of 7 July).
- 42% (5,867 out of 13,877) of critical patients who submitted requests for medical evacuation were approved; these include: 35% (4,913) who were medically evacuated abroad as of 20 June.
- As of 17 July, 2,430 patients have not been evacuated since the closure of Rafah Crossing, placing further stress on Gaza's few remaining health facilities.

*Source: WHO, unless otherwise noted

REPORTED DAMAGE

- >60% of residential buildings & >80% of commercial facilities (source: World Bank, as of Jan 2024).
- 65% of the total road network (source: UNOSAT, as of 29 May).
- 189 UNRWA installations. (source: UNRWA).
- 130 ambulances (source: MoH Gaza).

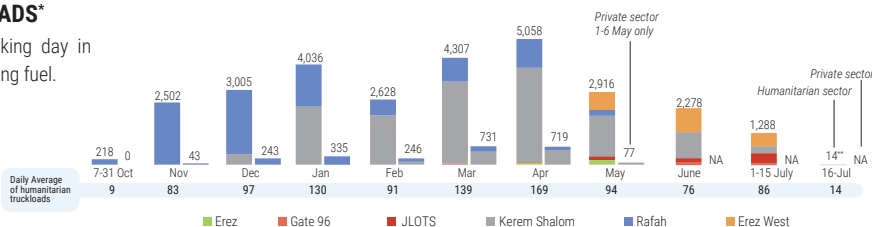
WATER AND SANITATION*

- Two out of three water pipelines coming from Israel are partially operational (centre and south) and the third pipeline (north) stopped functioning since 1 July due to damage.
- Two out of three water desalination plants are intermittently operational.
- 86,000 m³ of water produced on average per day between 7 and 14 July.
- ~340,000 tons of accumulated solid waste and two landfills remain inaccessible.

*Source: WASH Cluster

INCOMING TRUCKLOADS*

- The pre-crisis average per working day in 2023 was 500 truckloads, including fuel.



*Commercial trucks are not captured in the totals following 7 May, as the UN has been unable to directly observe the arrival of private sector cargo at Kerem Shalom crossing. Fuel is not included.
 **Figures for 16 July only cover humanitarian cargo via Kerem Shalom Crossing. No additional information is available as of the time of reporting

HUMANITARIAN ACCESS (1-16 July)
Missions requiring coordination with the Israeli authorities

